

# Ferrous scrap metal prices 2022

Select subcategory

**FERROUS METAL PRICES**

NON-FERROUS METAL PRICES

ALUMINIUM CAN PRICES

STEEL CAN PRICES

Select year



2016

2017

2018


2019

2020

2021

**2022**

[Home](#) ▶ [Prices](#) ▶ [Metals](#) ▶ [Ferrous Metal Prices](#) ▶ [Ferrous scrap metal prices 2022](#)



Ferrous scrap 2022 £ per tonne	January	February	March	April	May	June	July	August	September	October	November	December
<b>0A plate &amp; girder</b>	265 - 275	270 - 275	290 - 310	290 - 310	260 - 280	220 - 240	230 - 250	240 - 260	240 - 250	245 - 255	235 - 245	-
<b>No 1 old steel scrap</b>	240 - 250	245 - 255	265 - 280	265 - 280	240 - 250	190 - 215	195 - 220	210 - 230	210 - 220	215 - 225	205 - 215	-
<b>No 2 old steel scrap</b>	235 - 245	235 - 245	255 - 270	255 - 265	230 - 240	185 - 205	190 - 210	200 - 220	200 - 210	205 - 215	195 - 205	-
<b>5c light iron</b>	160 - 195	160 - 200	185 - 225	185 - 220	170 - 200	130 - 160	140 - 170	155 - 185	160 - 190	160 - 195	155 - 185	-
<b>7B turnings</b>	140 - 150	145 - 155	155 - 170	155 - 165	140 - 145	120 - 125	125 - 130	130 - 140	130 - 135	130 - 140	120 - 130	-
<b>8B mixed steel cuttings</b>	225 - 240	225 - 245	240 - 260	240 - 255	235 - 240	190 - 200	195 - 205	200 - 215	200 - 210	200 - 210	190 - 200	-
<b>9-10 cast</b>	195 - 205	195 - 205	215 - 225	215 - 220	200 - 210	160 - 180	170 - 190	180 - 200	185 - 200	190 - 205	185 - 200	-
<b>Cars</b>	165 - 195	170 - 200	185 - 230	185 - 220	180 - 200	130 - 160	140 - 170	155 - 185	155 - 185	160 - 195	155 - 185	-

# Non-ferrous metal prices 2022

Select subcategory

FERROUS METAL PRICES

**NON-FERROUS METAL PRICES**

ALUMINIUM CAN PRICES

STEEL CAN PRICES

Select year



2016

2017

2018


2019

2020

2021

**2022**

[Home](#) ▶ [Prices](#) ▶ [Metals](#) ▶ [Non-Ferrous Metal Prices](#) ▶ [Non-ferrous metal prices 2022](#)



2022 £ per tonne	January	February	March	April	May	June	July	August	September	October	November	December
Dry bright wire	6500	6700	6900	6900	6600	5800	5400	5800	6000	6050	6150	-
Heavy copper	5900	6100	6300	6300	6000	5400	5000	5450	5650	5700	5800	-
No 2 copper wire	5700	5900	6100	6100	5800	5200	4800	5200	5400	5450	5550	-
Braziery copper	5200	5400	5600	5600	5300	4700	4300	4800	5000	5050	5150	-
Insulated copper cable	2150	2200	2300	2350	2200	2000	1800	2000	2100	2100	2150	-
Brass cuttings	3400	3500	3600	3700	3450	3100	2900	3100	3200	3200	3250	-
Brass swarf	3150	3250	3350	3450	3300	3000	2800	2900	3000	3000	3050	-
Brass and copper radiators	2900	3000	3100	3200	3100	2800	2600	2800	2900	2900	2950	-
Mixed brass	3500	3600	3700	3800	3650	3300	3100	3350	3450	3450	3500	-

<b>Heavy brass</b>	3800	3900	4000	4100	3950	3650	3450	3700	3800	3800	3850	-
<b>Gunmetal</b>	4450	4600	4700	4800	4700	4400	4200	4450	4550	4550	4600	-
<b>Pure aluminium cuttings</b>	1150	1250	1300	1300	1200	1000	1000	1100	1200	1100	1100	-
<b>Aluminium alloy cuttings</b>	1000	1100	1200	1200	1100	900	900	1000	1100	1000	1000	-
<b>Old rolled aluminium</b>	900	1000	1100	1100	1000	800	800	900	900	900	900	-
<b>Clean cast aluminium</b>	1000	1100	1200	1200	1150	950	900	950	950	950	950	-
<b>Aluminium turnings</b>	700	800	800	800	700	550	500	550	600	600	600	-
<b>Aluminium foil</b>	250	300	300	300	300	250	250	250	250	250	250	-
<b>Lead scrap</b>	1200	1250	1250	1200	1180	1140	1160	1250	1250	1200	1250	-
<b>Batteries</b>	500	520	520	530	510	450	460	470	480	470	500	-
<b>Zinc mixed scrap</b>	850	900	900	900	880	800	800	880	880	850	880	-
<b>Zinc cuttings</b>	900	950	950	950	930	860	860	950	950	900	950	-
<b>18-8 stainless steel solids</b>	1400	1500	1500	1650	1450	1390	1000	900	850	800	900	-

## The Blog Box

Other Publications from  
The Environment Media Group

# Steel can prices 2022

Select subcategory

FERROUS METAL PRICES

NON-FERROUS METAL PRICES

ALUMINIUM CAN PRICES

STEEL CAN PRICES

Select year



2016

2017

2018


2019

2020

2021

2022

[Home](#) > [Prices](#) > [Metals](#) > [Steel Can Prices](#) > [Steel can prices 2022](#)



2022	January	February	March	April	May	June	July	August	September	October	November	December
Steel cans	225 - 240	225 - 240	225 - 250	230 - 255	185 - 215	170 - 200	135 - 165	130 - 145	125 - 140	120 - 145	120 - 140	-





# Aluminium can prices 2022

Select subcategory

FERROUS METAL PRICES

NON-FERROUS METAL PRICES

ALUMINIUM CAN PRICES

STEEL CAN PRICES

Select year



2016

2017

2018



2019

2020

2021

2022

Home > Prices > Metals > Aluminium Can Prices > Aluminium can prices 2022



2022	January	February	March	April	May	June	July	August	September	October	November	December
Baled or densified and strapped	1090 - 1180	1180 - 1250	1275 - 1400	1400 - 1500	1330 - 1430	1180 - 1280	1110 - 1190	1090 - 1150	1020 - 1120	1020 - 1100	970 - 1050	-

